

LOVOL

WEICHAI LOVOL INTELLIGENT AGRICULTURAL TECHNOLOGY CO., LTD.

Add: No.192 S Beihai Road, Weifang, Shandong, China.

PC: 261206

Tel: +86-536-7527358

Website: www.lovolglobal.com

E-mail: lovo_agriexport@global.lovol.com



LOVOL



lovol.global



LOVOL



LOVOL


P2000

SERIES



NEWLY DESIGNED FOR LEISURE AGRICULTURE

The P2000 tractor is cost-effective, convenient to operate, and comfortable to drive. It can be matched with all kinds of machines and tools, such as front loading, rear excavation, lawn mowers, sweepers, and rotary tillers. It can meet the requirements of lawn maintenance, engineering operations, small farm projects, gardening, greenhouses, and other operations.




COST-EFFECTIVE

- Yanmar 3TNV86CT supercharged engine, low vibration, low noise.
- Adopting high-efficiency Donaldson air filter.



COMFORTABLE RIDE

- Newly developed body, using flat floor, vehicle NVH and handling comfort upgraded.
- Adjustable steering wheel, LED lamps for the whole machine, LCD instrument, adjustable armrest seat backrest.



EASY CONTROL

- Optional 3-section HST transmission system, 8F + 8R full synchronizer shift .
- Side-mounted operation, smooth gear shifting.

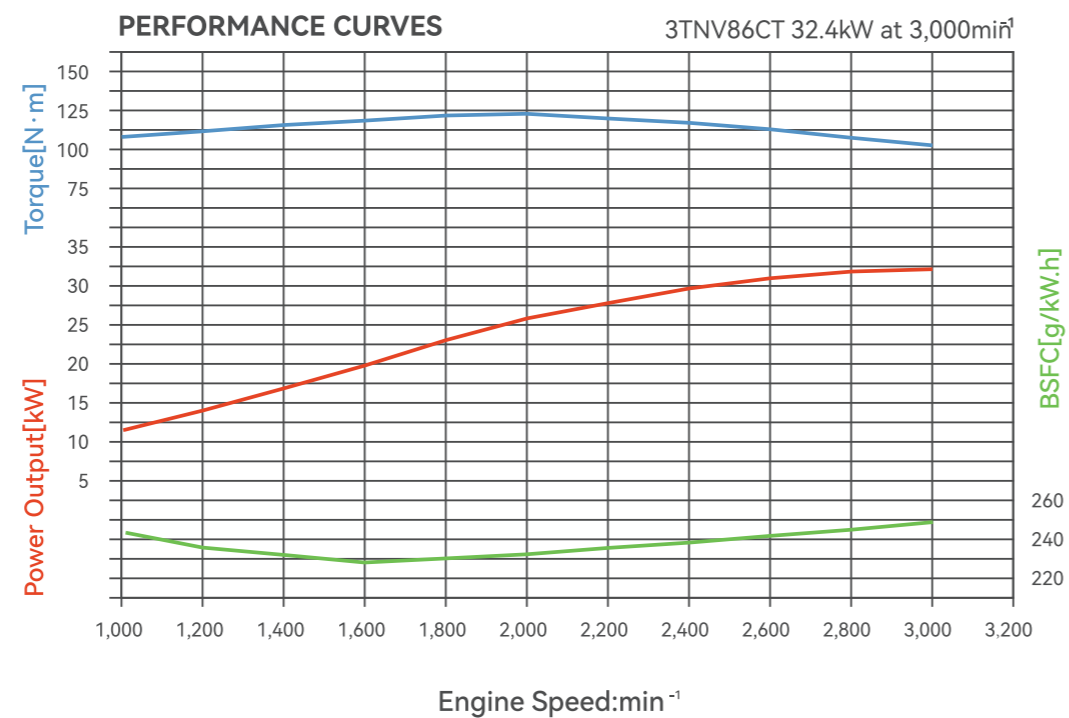


WIDELY USED

- It is equipped with front PTO, front linkage, Mid PTO functions, optional Industrial tires and Turf tires.
- It can be matched with a variety of machines such as front loading, rear digging, and lawn mowers.

POWERFUL AND EFFICIENT POWER SYSTEM

- ▶ Yanmar engine. It is equipped with a common rail fuel injection system, which brings higher fuel efficiency and reliability.
- ▶ Lead the world. Its accessories are easy to obtain, and it has a perfect market service system.
- ▶ Comply with Euro V emission regulations (with after-treatment). While ensuring excellent performance, achieve good environmental friendliness, low noise, and minimal vibration.



Model	Engine	Number of cylinders	Displacement L	KW(HP) Power KW (HP)	Intake mode	Emission standards
P2040	3TNV86CT	3	1.568	27(40)	Turbocharged	Stage V

EFFICIENT POWER OPEN A NEW GLORY OF AGRICULTURE



LARGE CAPACITY FUEL TANK

The rear-type large-capacity fuel tank (42 L) can work continuously for up to 8 hours, which can meet the needs of daily home lawn mowing and other operations well.



DONALDSON AIR FILTER

Efficient and reliable. It is designed above the engine in the hood and is easy to maintain.



PLASTIC WIND GUIDE COVER

It is lighter and shaped to fit the hood to achieve complete sealing, and it can completely block warm and cold air.

MORE RELIABLE MECHANICAL SHIFT



SHUTTLE SHIFT

It is arranged on the left side of the steering wheel. It can conveniently carry out reversing operations, reduce work intensity for working conditions requiring frequent reversing such as front-loading operations, and improve productivity.



8+8 SYNCHRONIZER SHIFT

The main gearshift and shuttle gear belong to the synchronizer shift, and the auxiliary gearshift belongs to the sliding sleeve shift. Its shift is smooth, and the driving operation is comfortable;

Speed: 1.93Km/h-24 Km/h.



PTO

Standard wet rear-type two-speed PTO, which can meet the needs of matching a variety of machines and tools;

Optional front-mounted PTO, which can match a variety of front-mounted tools.




4 WD

It can easily switch between 2WD and 4WD, and will give you extra traction and pull when the road is slippery.

Its large turning angle makes the operation simple.

EFFICIENT AND CONVENIENT HST VERSION



YANMAR KANZAKI HST DRIVE

Yanmar Kanzaki heavy-duty HST drive: Efficiently converts engine power to that of a usable PTO or drawbar, selecting the best speed for each task and application.



THREE-SPEED GEARBOX

Three-speed gearbox (high/medium/low) combined with double pedal operation makes users work easier, smoother, and safer. High fuel efficiency and wider speed range provide greater towing efficiency.



HST CONTROL SYSTEM

HST cruise control: Keep the tractor at a steady speed and RPM. The driver can set the cruising speed.

Engine and HST speed coupling: Reduced fuel consumption and effective play of interval speed.

Engine speed memory: The engine speed can be automatically restored after steering.



HST DOUBLE PEDAL ELECTRONIC CONTROL

HST double pedal design: Makes it easier for the driver to drive forward, reverse, and control speed.

INDEPENDENT WET PTO

Front, middle and rear PTO, which can be perfectly matched with all kinds of machines and tools.



COMFORTABLE DRIVING AND SAFE ACCOMPANYING

Yanmar Kanzaki mature heavy-duty HST drive provides power and efficiency.

Three-speed gearbox (high/medium/low) combined with double pedal operation makes users work easier, smoother, and safer. High fuel efficiency and wider speed range provide greater towing efficiency.



LOVOL



▶ ADJUSTABLE STEERING WHEEL

The steering is adjustable to the operator's needs.



▶ PURE FLAT FLOOR

Pure flat floor design that allows operators to get in and out easily and safely, and provides ample legroom during operation.



▶ COLOR-CODED OPERATING LEVER

Color-coded lever makes the operation more handy.



▶ MULTIPLE INTERFACES

Type-C interface + USB + cigarette lighter, seven-hole socket for rear output appliances + European standard interface, fully charge your mobile phone while working.



▶ FOLDING SAFETY FRAME

Folding safety frame that meets EU certification to protect your driving.



▶ LUXURY SUSPENDED SEATS

Grammer mechanical suspended seats, which are ergonomically designed, provide adjustable armrests and seat back.



▶ BACKLIT SILICONE PANEL

The advanced backlit silicone panel not only has comfortable keys, good waterproof and moisture resistance, and strong aging resistance, but also provides great convenience for operation at night.



▶ LED DAYTIME RUNNING LAMP

The unique shape of daytime running lamp provides better safety for your daytime driving.



THESE ARE ALL AIMED AT PROVIDING STRONG PRODUCTIVITY



▶ FULL BODY CAST STEEL

Vehicle of Steel. The heavy-duty structural components of the whole vehicle are made of steel castings, which are strong and durable.



▶ 2-WAY HYDRAULIC OUTPUT

With standard 2-way hydraulic output, you can freely choose a variety of applications throughout the year. Make this tractor a highly flexible and all-weather machine.



▶ LAUKA QUICK-CHANGE JOINT

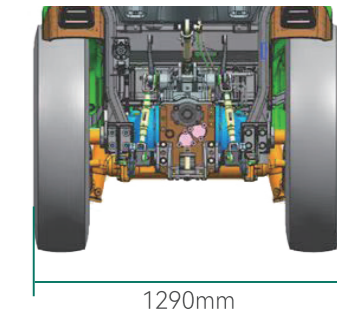
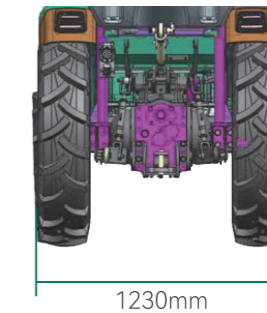
Select Lauka quick-change joints with smooth connections and strong reliability. Towing + towing can be optionally equipped at the same time.



▶ OPTIONAL NARROW TRACK AND REGULAR TRACK MODELS

The narrow track model has a minimum body of 1.2 m, which is your right-hand helper when shuttling through narrow environments.

The regular track model has a wider body, providing a smoother operating experience, and at the same time, it has a 55° steering angle, making steering more flexible.



*Based on data measured under standard tires

▶ LED LIGHTS

The full vehicle is equipped with LED lights with high brightness and strong penetration, making the operation safer, especially in the case of low visibility, such as rainy days or dusty working environments.



▶ HYDRAULIC SYSTEM

Powerful hydraulic system that enables easy lifting of all machines and tools. The tractor is equipped with a 3-point rear category 1 lifter with a lifting capacity of 910 kg.




▶ LCD INSTRUMENT

Compared with ordinary instruments, the information display of LCD instruments is intuitive. The background is beautiful and the degree of intelligence is high. Better waterproof performance and high reliability.



▶ SHIMADZU GEAR PUMP

Rugged and durable Shimadzu gear pumps with high efficiency. With large flow, low noise, high reliability, it provides 25 L/min steering flow and 25 L/min output flow.





OPTIONAL

► MID-MOUNTED LAWN MOWER

- The transportation lifting height is high, which can reach 150 mm, with strong passability. The mowing height is 25 mm–100 mm, and it can be adjusted to five levels.
- The mowing hitch is automatic, which is convenient for users to install. Standard 60-inch lawn mower with professional grass removal mechanism, suitable for humid climate in Europe.

► FRONT SUSPENSION PTO

- Optional front linkage and front PTO
- Quick hitch as standard
- The front PTO is an engine direct connection structure with high transmission efficiency
- Lifting force 780 kg (ball pin)

► MULTIPLE TIRES TO CHOOSE FROM, MEETING THE NEEDS OF VARIOUS WORKING CONDITIONS



AGRICULTURAL TIRE BIAS TIRE

Front wheel:7-16 Rear wheel:11.2-24



AGRICULTURAL TIRE RADIAL TIRE

Front wheel:240/70R16 Rear wheel:320/70R24



INDUSTRY TIRE

Front wheel:28*9-15 Rear wheel:15-19.5



TURF TIRE

Front wheel:212/80D15 Rear wheel:355/80D20

► LOVOL'S SELF-DEVELOPED FRONT LOADING

- Mechanical self-leveling function, which improves shoveling and discharging efficiency.
- The main structural parts are steel castings with strong bearing capacity.
- Optimize the position of the control mechanism and reduce the driver's long-term working load.

- The bucket interface meets European standards, and users can choose it themselves.
- The installation of the front loading and the bucket are quick-change mechanisms, which are convenient for users to change by themselves.



Front loading weight:
365kg

Discharge angle: **45°**

Lifting height: **2200**mm

SEE PARAMETER FILE FOR P2000 PARAMETERS

Model	P2040	P2040-H
Power system		
Engine Model	Yanmar3TNV86CT	Yanmar3TNV86CT
Emission standard	Stage V	Stage V
Rated power (kW/HP)	27/40	27/40
Rated rotating speed (r/min)	2500	2500
Maximum Torque (N·m)	124	124
Displacement (L)	1.568/3 cylinders	1.568/3 cylinders
Air intake way	Built-in dry type	Built-in dry type
Oil tank capacity (L)	42	42
Transmission system		
Drive type	4WD	4WD
Clutch type	dry,single action	dry,single action
Gearbox shift mode	synchronizer	HST
Gear quantity	8+8	3 range
Creep gear	N/A	N/A
Speed range	Forward (km/h)	1.93-24
	Reverse (km/h)	1.92-24
Differential lock	Mechanical	Mechanical
Brake type	wet,disc type	wet,disc type
Parking brake	wet,disc type	wet,disc type
Hydraulic system		
Steering hydraulic flow (L/min)	25	25
Hydraulic output flow (L/min)	25	25
Multi-way hydraulic spool valve Quantity	2 pairs	2 pairs
Lift control mode	Position Control,floating adjustment	Position Control,floating adjustment
Max. lift capacity at ball ends	910	910
Lifting capacity	at distance of 610 mm from lower links balls (kN)	700
	at balls (kg)	910
Working device		
towing device	adjustable U-type hook	adjustable U-type hook
Traction	○	○
PTO type	wet, 540/1000	wet, 540/1000 MID,2000
PTO gears	6 splines	6 splines

Model	P2040	P2040-H
Standard tires	BIAS	BIAS
Front tire	7-16	7-16
Rear tire	11.2-24	11.2-24
Machine body		
Safety Roll Over Protection System	●	●
Cab	Cab with heater	N/A
	Cab with AC	N/A
Different configurations correspond to different fuselage parameters		
Overall dimensions (Normal wheelbase, standard tires)		
Length*Width*Height (mm)	CAB: - ROPS: 3050*1290*2400	CAB: - ROPS: 3050*1495*2390 ROPS: 3050*1910*2390 (Includes mid-mount mower)
Wheel base	1720	1700
Track (mm)	Front wheels	1080
	Rear wheels	1000
Ground clearance (mm)	Min. ground clearance	293
	Agronomic ground clearance	/
	With side braking	2.8
	Without side braking	3.1
Weight (kg)	Structure weight	1375
	Minimum service weight	1450
Counterweight (kg)	Front counterweight	60
	Rear counterweight	56
Overall dimensions (Narrow track, standard tires)		
Length*Width*Height (mm)	CAB: - ROPS: 3050*1230*2400	/
Wheel base	1720	/
Track (mm)	Front wheels	1080
	Rear wheels	1000
Ground clearance (mm)	Min. ground clearance	293
	Agronomic ground clearance	/
Tuning Radius (m)	With side braking	2.8
	Without side braking	3.1
Weight (kg)	Structure weight	1375
	Minimum service weight (Not including driver)	1450
Counterweight (kg)	Front counterweight	60
	Rear counterweight	56